

INDEPENDENT AUDITOR'S REPORT

**TO THE MEMBERS OF IIFL INVESTMENT ADVISER AND
TRUSTEE SERVICES LIMITED**

Report on the Financial Statements

We have audited the accompanying financial statements of **IIFL INVESTMENT ADVISER AND TRUSTEE SERVICES LIMITED** (the "Company"), which comprise the Balance Sheet as at 31 March 2018, the Statement of Profit and Loss and the Cash Flow Statement for the year then ended, and a summary of the significant accounting policies and other explanatory information.

Management's Responsibility for the Financial Statements

The Company's Board of Directors is responsible for the matters stated in Section 134(5) of the Companies Act, 2013 (the "Act") with respect to the preparation of these financial statements that give a true and fair view of the financial position, financial performance and cash flows of the Company in accordance with the Accounting Standards prescribed under section 133 of the Act read with the Companies (Accounting Standards) Rules, 2006, as amended ("Accounting Standards"), and other accounting principles generally accepted in India.

This responsibility also includes maintenance of adequate accounting records in accordance with the provisions of the Act for safeguarding the assets of the Company and for preventing and detecting frauds and other irregularities; selection and application of appropriate accounting policies; making judgments and estimates that are reasonable and prudent; and design, implementation and maintenance of adequate internal financial controls, that were operating effectively for ensuring the accuracy and completeness of the accounting records, relevant to the preparation and presentation of the financial statements that give a true and fair view and are free from material misstatement, whether due to fraud or error.

Auditor's Responsibility

Our responsibility is to express an opinion on these financial statements based on our audit.

In conducting our audit, we have taken into account the provisions of the Act, the accounting and auditing standards and matters which are required to be included in the audit report under the provisions of the Act and the Rules made thereunder and the Order issued under section 143(11) of the Act.

We conducted our audit of the financial statements in accordance with the Standards on Auditing specified under Section 143(10) of the Act. Those Standards require that we comply with ethical requirements and plan and perform the audit to obtain reasonable assurance about whether the financial statements are free from material misstatement.



An audit involves performing procedures to obtain audit evidence about the amounts and the disclosures in the financial statements. The procedures selected depend on the auditor's judgment, including the assessment of the risks of material misstatement of the financial statements, whether due to fraud or error. In making those risk assessments, the auditor considers internal financial control relevant to the Company's preparation of the financial statements that give a true and fair view in order to design audit procedures that are appropriate in the circumstances. An audit also includes evaluating the appropriateness of the accounting policies used and the reasonableness of the accounting estimates made by the Company's Directors, as well as evaluating the overall presentation of the financial statements.

We believe that the audit evidence obtained by us is sufficient and appropriate to provide a basis for our audit opinion on the financial statements.

Opinion

In our opinion and to the best of our information and according to the explanations given to us, the aforesaid financial statements give the information required by the Act in the manner so required and give a true and fair view in conformity with the Accounting Standards and other accounting principles generally accepted in India, of the state of affairs of the Company as at 31 March 2018, and its profit and its cash flows for the year ended on that date.

Report on Other Legal and Regulatory Requirements

1. As required by Section 143 (3) of the Act, based on our audit we report that:

- a) We have sought and obtained all the information and explanations which to the best of our knowledge and belief were necessary for the purposes of our audit.
- b) In our opinion, proper books of account as required by law have been kept by the Company so far as it appears from our examination of those books and the reports of the other auditors
- c) The Balance Sheet, the Statement of Profit and Loss, and the Cash Flow Statement dealt with by this Report are in agreement with the books of account.
- d) In our opinion, the aforesaid financial statements comply with the Accounting Standards prescribed under section 133 of the Act.
- e) On the basis of the written representations received from the directors of the Company as on 31 March 2018 taken on record by the Board of Directors, none of the directors is disqualified as on 31 March 2018 from being appointed as a director in terms of Section 164 (2) of the Act.
- f) With respect to the adequacy of the internal financial controls over financial reporting of the Company and the operating effectiveness of such controls, refer to our separate Report in "Annexure A". Our report expresses an unmodified opinion on the adequacy and operating effectiveness of the Company's internal financial controls over financial reporting for the reasons stated therein.



- g) With respect to the other matters to be included in the Auditor's Report in accordance with Rule 11 of the Companies (Audit and Auditors) Rules, 2014, as amended, in our opinion and to the best of our information and according to the explanations given to us:
- i. The Company does not have any pending litigations which would impact its financial position.
 - ii. The Company did not have any long-term contracts including derivative contracts for which there were any material foreseeable losses.
 - iii. There were no amounts which were required to be transferred to the Investor Education and Protection Fund by the Company.
2. As required by the Companies (Auditor's Report) Order, 2016 ("the Order / CARO 2016") issued by the Central Government in terms of Section 143(11) of the Act, we give in "Annexure B" a statement on the matters specified in paragraphs 3 and 4 of the Order.

For DELOITTE HASKINS & SELLS LLP

Chartered Accountants
(Firm's Registration No. 117366W/W-100018)



Pallavi A. Gorakshakar
(Partner)
(Membership No. 105035)

Place: Mumbai
Date: 2 May 2018

**ANNEXURE "A" TO THE INDEPENDENT AUDITOR'S REPORT
(Referred to in paragraph 1 f under 'Report on Other Legal and Regulatory Requirements' section of our report of even date)**

Report on the Internal Financial Controls Over Financial Reporting under Clause (i) of Sub-section 3 of Section 143 of the Companies Act, 2013 (the "Act")

We have audited the internal financial controls over financial reporting of **IIFL INVESTMENT ADVISER AND TRUSTEE SERVICES LIMITED** (the "Company") as of 31 March 2018 in conjunction with our audit of the financial statements of the Company for the year ended on that date.

Management's Responsibility for Internal Financial Controls

The Company's management is responsible for establishing and maintaining internal financial controls based on the internal control over financial reporting criteria established by the Company considering the essential components of internal control stated in the Guidance Note on Audit of Internal Financial Controls Over Financial Reporting issued by the Institute of Chartered Accountants of India. These responsibilities include the design, implementation and maintenance of adequate internal financial controls that were operating effectively for ensuring the orderly and efficient conduct of its business, the safeguarding of its assets, the prevention and detection of frauds and errors, the accuracy and completeness of the accounting records, and the timely preparation of reliable financial information, as required under the Companies Act, 2013.

Auditor's Responsibility

Our responsibility is to express an opinion on the Company's internal financial controls over financial reporting of the Company based on our audit. We conducted our audit in accordance with the Guidance Note on Audit of Internal Financial Controls Over Financial Reporting (the "Guidance Note") issued by the Institute of Chartered Accountants of India and the Standards on Auditing prescribed under Section 143(10) of the Companies Act, 2013, to the extent applicable to an audit of internal financial controls. Those Standards and the Guidance Note require that we comply with ethical requirements and plan and perform the audit to obtain reasonable assurance about whether adequate internal financial controls over financial reporting was established and maintained and if such controls operated effectively in all material respects.

Our audit involves performing procedures to obtain audit evidence about the adequacy of the internal financial controls system over financial reporting and their operating effectiveness. Our audit of internal financial controls over financial reporting included obtaining an understanding of internal financial controls over financial reporting, assessing the risk that a material weakness exists, and testing and evaluating the design and operating effectiveness of internal control based on the assessed risk. The procedures selected depend on the auditor's judgement, including the assessment of the risks of material misstatement of the financial statements, whether due to fraud or error.

We believe that the audit evidence we have obtained is sufficient and appropriate to provide a basis for our audit opinion on the Company's internal financial controls system over financial reporting.



Meaning of Internal Financial Controls Over Financial Reporting

A company's internal financial control over financial reporting is a process designed to provide reasonable assurance regarding the reliability of financial reporting and the preparation of financial statements for external purposes in accordance with generally accepted accounting principles. A company's internal financial control over financial reporting includes those policies and procedures that (1) pertain to the maintenance of records that, in reasonable detail, accurately and fairly reflect the transactions and dispositions of the assets of the company; (2) provide reasonable assurance that transactions are recorded as necessary to permit preparation of financial statements in accordance with generally accepted accounting principles, and that receipts and expenditures of the company are being made only in accordance with authorisations of management and directors of the company; and (3) provide reasonable assurance regarding prevention or timely detection of unauthorised acquisition, use, or disposition of the company's assets that could have a material effect on the financial statements.


Inherent Limitations of Internal Financial Controls Over Financial Reporting

Because of the inherent limitations of internal financial controls over financial reporting, including the possibility of collusion or improper management override of controls, material misstatements due to error or fraud may occur and not be detected. Also, projections of any evaluation of the internal financial controls over financial reporting to future periods are subject to the risk that the internal financial control over financial reporting may become inadequate because of changes in conditions, or that the degree of compliance with the policies or procedures may deteriorate.

Opinion

In our opinion, to the best of our information and according to the explanations given to us, the Company has, in all material respects, an adequate internal financial controls system over financial reporting and such internal financial controls over financial reporting were operating effectively as at 31 March 2018, based on the criteria for internal financial control over financial reporting established by the Company considering the essential components of internal control stated in the Guidance Note on Audit of Internal Financial Controls Over Financial Reporting issued by the Institute of Chartered Accountants of India.

For **DELOITTE HASKINS & SELLS LLP**
Chartered Accountants
(Firm's Registration No. 117366W/W-100018)


Pallavi A. Gorakshakar
(Partner)
(Membership No. 105035)

Place: Mumbai
Date: 2 May 2018

ANNEXURE B TO THE INDEPENDENT AUDITOR'S REPORT

(Referred to in paragraph 2 under 'Report on Other Legal and Regulatory Requirements' section of our report of even date)

- (i) The Company does not have any fixed assets and hence reporting under clause (i) of the CARO 2016 is not applicable.
- (ii) The Company does not have any inventory and hence reporting under clause (ii) of the CARO 2016 is not applicable.
- (iii) According to the information and explanations given to us, the Company has granted loans, secured or unsecured, to companies, firms, Limited Liability Partnerships or other parties covered in the register maintained under section 189 of the Companies Act, 2013, in respect of which:
 - (a) The terms and conditions of the grant of such loans are, in our opinion, prima facie, not prejudicial to the Company's interest.
 - (b) The schedule of repayment of principal and payment of interest has been stipulated and repayments or receipts of principal amounts and interest have been regular as per stipulations.
 - (c) There is no overdue amount remaining outstanding as at the balance sheet date.
- (iv) In our opinion and according to the information and explanations given to us, the Company has complied with the provisions of Sections 185 and 186 of the Companies Act, 2013 in respect of grant of loans, making investments and providing guarantees and securities, as applicable.
- (v) According to the information and explanations given to us, the Company has not accepted any deposit during the year and hence reporting under clause (v) of the CARO 2016 is not applicable.
- (vi) Having regard to the nature of the Company's business / activities, reporting under clause (vi) of the CARO 2016 is not applicable.
- (vii) According to the information and explanations given to us, in respect of statutory dues:
 - (a) The Company has been generally regular in depositing undisputed statutory dues, including Provident Fund, Income-tax, Service Tax, Good and Services Tax, cess and other material statutory dues applicable to it to the appropriate authorities.



According to the information and explanations given to us Employees' State Insurance, Excise Duty, Customs Duty, Sales Tax, and Value Added Tax is not applicable to the Company.

- (b) There were no undisputed amounts payable in respect of Provident Fund, Income-tax, Service Tax, Goods and Services Tax, cess and other material statutory dues in arrears as at 31 March 2018 for a period of more than six months from the date they became payable.
- (c) There are no dues of Income-tax, Service Tax and Goods and Services Tax which have not been deposited as on 31 March 2018 on account of disputes.
- (viii) In our opinion and according to the information and explanations given to us, the Company has not defaulted in the repayment of loans or borrowings to financial institutions, banks and government. The Company has not issued any debentures.
- (ix) The Company has not raised moneys by way of initial public offer or further public offer (including debt instruments) or term loans and hence reporting under clause (ix) of the CARO 2016 is not applicable.
- (x) To the best of our knowledge and according to the information and explanations given to us, no fraud by the Company and no material fraud on the Company by its officers or employees has been noticed or reported during the year.
- (xi) According to the information and explanations given to us, the Company has not paid or provided managerial remuneration during the year and hence reporting under clause (xi) of the CARO 2016 is not applicable.
- (xii) The Company is not a Nidhi Company and hence reporting under clause (xii) of the CARO 2016 is not applicable.
- (xiii) In our opinion and according to the information and explanations given to us the Company is in compliance with Section 177 and 188 of the Act, where applicable, for all transactions with the related parties and the details of related party transactions have been disclosed in the financial statements etc. as required by the applicable accounting standards.
- (xiv) During the year the Company has not made any preferential allotment or private placement of shares or fully or partly convertible debentures and hence reporting under clause (xiv) of the CARO 2016 is not applicable.
- (xv) In our opinion and according to the information and explanations given to us, during the year, the Company has not entered into any non-cash transactions with its



**Deloitte
Haskins & Sells LLP**

directors or directors of the holding Company or persons connected with them and hence provisions of section 192 of the Act are not applicable.

- (xvi) The Company is not required to be registered under section 45-IA of the Reserve Bank of India Act, 1934.

For **DELOITTE HASKINS & SELLS LLP**
Chartered Accountants
(Firm's Registration No. 117366W/W-100018)



Pallavi A. Gorakshakar
Partner
(Membership No.105035)

Place: Mumbai
Date: 2 May 2018

IIFL INVESTMENT ADVISER AND TRUSTEE SERVICES LIMITED
BALANCE SHEET AS AT MARCH 31, 2018

(Amount in ₹)

Particulars	Note No.	As at March 31,2018	As at March 31,2017
EQUITY AND LIABILITIES			
(1) Shareholder's funds			
(a) Share Capital	3	352,250,000	352,250,000
(b) Reserves and Surplus	4	91,621,576	(11,052,996)
Sub total		443,871,576	341,197,004
(2) Non Current Liabilities			
(a) Other Long-term liabilities	5	200,000	200,000
(b) Long-term provisions	6	5,128,097	1,836,228
Sub total		5,328,097	2,036,228
(3) Current liabilities			
(a) Trade payables	7	-	-
(A) total outstanding dues of micro enterprises and small enterprises		-	-
(B) total outstanding dues of creditors other than micro enterprises and small enterprises		3,707,057	2,212,930
(b) Other current liabilities	8	55,024,641	2,921,059
(c) Short-term provisions	9	34,813,339	7,423,006
Sub total		93,545,037	12,556,995
TOTAL		542,744,710	355,790,227
ASSETS			
(1) Non-current assets			
(a) Deferred Tax Asset (Net)	10	2,929,076	5,261,290
(b) Long-term loans & advances	11	4,785,400	8,329,493
Sub total		7,714,476	13,590,783
(2) Current assets			
(a) Current investments	12	295,344,000	-
(b) Trade receivables	13	84,402,227	12,267,493
(c) Cash and cash equivalents	14	5,220,477	329,793,285
(d) Short-term loans & advances	15	150,063,530	101,405
(e) Other current assets	16	-	37,261
Sub total		535,030,234	342,199,444
TOTAL		542,744,710	355,790,227
See accompanying notes forming part of the financial statements			

In terms of our report attached


For Deloitte Haskins & Sells LLP
Chartered Accountants



Pallavi A. Gorakshakar
Partner

Place : Mumbai
Date: May 02, 2018

For and on behalf of Board of Directors



Sandeep Mohan Jethwani
Director
(DIN: 07984864)

R. Mohan
Director
(DIN: 00012070)

Kavita Khatri
Company Secretary

IIFL INVESTMENT ADVISER AND TRUSTEE SERVICES LIMITED
STATEMENT OF PROFIT & LOSS ACCOUNT FOR THE YEAR ENDED MARCH 31, 2018

Particulars	Note No.	2017-2018	2016-2017
INCOME:			
Revenue From Operations	17	322,212,551	58,842,832
Other Income	18	60,580,077	40,436,441
Total Revenue		382,792,628	99,279,273
EXPENSES:			
Employee Benefit Expenses	19	150,840,240	56,294,524
Other Expenses	20	78,675,343	29,225,801
Finance Charges	21	6,957,116	7,196,602
Provisions & Write off	22	3,078,633	-
Total Expenditure		239,551,332	92,716,927
Profit/(Loss) before tax		143,241,296	6,562,346
Tax expenses/(benefits) :			
Current tax		38,300,000	1,676,488
Deferred tax expenses		2,332,214	1,415,282
Short/(excess) provision for income tax		(65,490)	-
Total Tax Expenses		40,566,724	3,091,770
Profit/(loss) for the year		102,674,572	3,470,576
Earnings Per Share - Basic	23	2.91	0.10
Earnings Per Share - Diluted	23	2.91	0.10
Face Value Per Share		10.00	10.00
See accompanying notes forming part of the financial statements			

In terms of our report attached

For Deloitte Haskins & Sells LLP
Chartered Accountants




Pallavi A. Gorakshakar
Partner

Place : Mumbai
Date: May 02, 2018

For and on behalf of Board of Directors



Sandeep Mohan Jethwani
Director
(DIN: 07984864)



R. Mohan
Director
(DIN: 00012070)



Kavita Khatri
Company Secretary

IIFL INVESTMENT ADVISER AND TRUSTEE SERVICES LIMITED
CASH FLOW STATEMENT FOR THE YEAR ENDED MARCH 31, 2018

(Amount in ₹)

Particulars	2017-2018	2016-2017
A. Cash flows from operating activities		
Net profit before tax	143,241,296	6,562,346
Adjustments for:		
Provisions for Gratuity	1,309,675	738,169
Provisions for Compensated Absences	1,500,399	450,581
Interest Income	(29,751,391)	(22,263,654)
Interest expenses	6,952,585	7,195,342
Profit on sale of Investments	(30,828,686)	(18,172,787)
Charge for diminution in value of investments	3,078,633	-
Operating profit before working capital changes	95,502,511	(25,490,003)
Changes in working capital :		
(Increase)/ Decrease in Current/Non Current Assets	(72,155,042)	(8,393,626)
Increase/ (Decrease) in Current/Non Current Liabilities	73,206,423	4,952,384
Cash generated from/(used in) operations	96,553,892	(28,931,245)
Net income tax(paid) / refunds	(26,368,818)	(5,621,697)
Net cash generated from/(used in) operating activities (A)	70,185,075	(34,552,942)
B. Cash flows from investing activities		
Purchase of Investments	(13,876,928,408)	(7,583,580,750)
Sale of Investments	13,609,334,460	7,726,753,535
Interest Received	29,788,651	22,226,394
Inter Corporate Deposit given	(2,721,000,000)	(1,024,450,000)
Inter Corporate Deposit repaid	2,571,000,000	1,217,731,000
Net cash generated from/(used in) investing activities (B)	(387,805,298)	358,680,179
C. Cash flows from financing activities		
Short term Borrowings - borrowed	6,934,999,439	2,901,000,000
Short term Borrowings - repaid	(6,934,999,439)	(2,901,000,000)
Interest Paid	(6,952,585)	(7,195,342)
Net cash used in financing activities (C)	(6,952,585)	(7,195,342)
Net increase/(decrease) in cash and cash equivalents (A+B+C)	(324,572,808)	316,931,895
Opening Cash and Cash Equivalents (Refer Note 14)	329,793,285	12,861,390
Closing Cash and Cash Equivalents (Refer Note 14)	5,220,477	329,793,285
See accompanying notes forming part of the financial statements		

In terms of our report attached

For Deloitte Haskins & Sells LLP
Chartered Accountants

For and on behalf of the Board of Directors



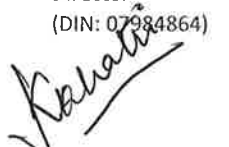
Pallavi A. Gorakshakar
Partner



Sandeep Mohan Jethwani
Director
(DIN: 07984864)



R. Mohan
Director
(DIN: 00012070)



Kavita Khatri
Company Secretary

Place : Mumbai
Date: May 02, 2018

Note 1. Corporate Information:

IIFL Investment Adviser and Trustee Services Limited (the "Company") is a subsidiary of IIFL Wealth Management Limited. The Company is mainly engaged into undertaking and carrying on the office or offices and duties of Trustee, custodian trustee, executor, administrator, liquidator, receiver, attorney or nominee of, or for funds and assets of all holders including corporate bodies, high net worth individuals (HNI's), Hindu Undivided Family (HUFs), Private or Public Trusts, Mutual Funds, offshore funds, pension funds, superannuation funds, provident funds, venture capital funds, private equity funds and to hold the property in trust for the benefit of the beneficiaries of the Trust. The Company is registered with SEBI as an Investment Advisor.

Note 2. Significant Accounting Policies:

2.1 Basis of preparation of financial statements:

The financial statements of the Company have been prepared in accordance with the Accounting Standards as prescribed under section 133 of the Companies Act, 2013 (the "Act") read with the Companies (Accounting Standards) Rules, 2006, as amended ("Accounting Standards"), and other accounting principles generally accepted in India. The financial statements have been prepared on accrual basis under the historical cost convention. The accounting policies adopted in the preparation of the financial statements are consistent with those followed in the previous year by the Company.

2.2 Use of Estimates:

The preparation of the financial statements in conformity with Indian GAAP requires the Management to make estimates and assumptions considered in the reported amounts of assets and liabilities (including contingent liabilities) and the reported income and expenses during the year. The Management believes that the estimates used in preparation of the financial statements are prudent and reasonable. Future results could differ due to these estimates and the differences between the actual results and the estimates are recognised in the periods in which the results are known / materialise.

2.3 Investments:

Investments, which are readily realizable and intended to be held for not more than one year from the date on which such investments are made, are classified as current investments. All other Investments are classified as non – current investments. Current investments are stated at lower of cost or market / fair value. Non – current investments are carried at cost. Provision for diminution in value of non – current investments is made, if such diminution is other than temporary. For investment in Mutual funds, the net assets value (NAV) declared by the Mutual Funds at the balance sheet date is considered as the fair value.

2.4 Cash and cash equivalents:

Cash comprises cash on hand. Cash equivalents comprises demand deposits and short-term balances (with an original maturity of three months or less from the date of acquisition), highly liquid investments that are readily convertible into known amounts of cash and which are subject to insignificant risk of changes in value.

2.5 Cash flow statement

Cash flows are reported using the indirect method, whereby profit / (loss) before extraordinary items and tax is adjusted for the effects of transactions of non-cash nature and any deferrals or accruals of past or future cash receipts or payments. The cash flows from operating, investing and financing activities of the Company are segregated based on the available information.



2.6 Provisions, Contingent Liabilities and Contingent Assets:

The Company creates a provision when there is present obligation as a result of a past event that probably requires an outflow of resources and a reliable estimate can be made of the amount of the obligation. A disclosure for a contingent liability is made when there is a possible obligation or a present obligation that may, but probably will not, require an outflow of resources. When there is a possible obligation or a present obligation in respect of which the likelihood of outflow of resources is remote, no provision or disclosure is made.

Provisions are reviewed at each balance sheet date and adjusted to reflect the current best estimate. If it is no longer probable that the outflow of resources would be required to settle the obligation, the provision is reversed.

Contingent Assets are neither recognized nor disclosed in the financial statements.

2.7 Taxation:

Tax expense comprises current and deferred tax.

Income Tax

Current tax is the amount of tax payable on the taxable income for the year as determined in accordance with the applicable tax rates and the provisions of the Income Tax Act, 1961 and other applicable tax laws. Provision for current tax is computed based on estimated tax liability computed after adjusting for allowance, disallowance and exemptions in accordance with the applicable tax laws.

Deferred Tax

Deferred income taxes reflect the impact of timing differences between taxable income and accounting income originating during the current year and reversal of timing differences for the earlier years. Deferred tax is measured using the tax rate and the tax laws enacted or substantively enacted at the Balance Sheet date. The deferred tax asset is recognised or unrecognised, to the extent that it has become reasonably certain or virtually certain, as the case may be, that sufficient future taxable income will be available. At each reporting date, the Company re-assesses unrecognised deferred tax assets. Deferred tax liability is recognised as and when it arises.

Minimum Alternate Tax (MAT)

Minimum Alternate Tax (MAT) paid in accordance with the tax laws, which gives future economic benefits in the form of adjustment to future income tax liability, is considered as an asset if there is convincing evidence that the Company will pay normal income tax. Accordingly, MAT is recognised as an asset in the Balance Sheet when it is highly probable that future economic benefit associated with it will flow to the Company.

2.8 Revenue Recognition:

Revenue is recognized to the extent it is probable that the economic benefits will flow to the Company and the revenue can be reliably measured.

- Advisory/Trustee fees are accounted on accrual basis based on the terms of the agreements.
- Distribution Fee/ Commission is recognized on accrual basis in accordance with the terms agreed with the counter party.



2.9 Other Income Recognition:

- Interest Income is recognized on accrual basis.
- Dividend income is recognized when the right to receive payment is established.
- Profit or loss on sale of investments is recognized on the trade date reckoning the weighted average cost.

2.10 Translation of foreign currency items:

Foreign currency transactions are recorded at the rates of exchange prevailing on the date of the transaction. Exchange differences, if any, arising out of transactions settled during the year are recognized in the Statement of Profit and Loss. Monetary assets and liabilities denominated in foreign currencies as at the balance sheet date are translated at the closing exchange rate on that date. The exchange differences, if any, are recognized in the Statement of Profit and Loss and related assets and liabilities are accordingly restated in the Balance Sheet.

2.11 Employee Benefits:

The Company's contribution towards Provident Fund is defined contribution and is accounted for on an accrual basis and recognised in the Statement of Profit and Loss.

The Company has provided "Compensated Absences" on the basis of actuarial valuation.

Gratuity is post employment benefit and is in the nature of Defined Benefit Plan. The Liability recognized in the Balance Sheet in respect of gratuity is the present value of defined benefit obligation at the balance sheet date together with the adjustments for unrecognized actuarial gains or losses and the past service costs. The defined benefit obligation is calculated at or near the balance sheet date by an independent actuary using the projected unit credit method.

2.12 Earnings per Share:

Basic earnings per share is computed by dividing the profit / (loss) after tax by the weighted average number of equity shares outstanding during the year. The Company has not issued any financial Instrument that entitles or may entitle its holder to acquire equity shares in future.

2.13 Service tax/Goods and Services tax input credit:

Service tax/Goods and Services tax input credit is accounted for in the books in the period in which the underlying service received is accounted and when there is reasonable certainty in availing / utilising the credits.

2.14 Borrowing cost:

Borrowing costs include interest and amortisation of ancillary costs incurred. Costs in connection with the borrowing of funds to the extent not directly related to the acquisition of qualifying assets are charged to the Statement of Profit and Loss over the tenure of the loan.

2.15 Operating Cycle:

Based on the nature of products / activities of the Company and the normal time between acquisition of assets and their realization in cash or cash equivalents, the Company has determined its operating cycle as 12 months for the purpose of classification of its assets and liabilities as current and non-current.



IIFL INVESTMENT ADVISER AND TRUSTEE SERVICES LIMITED
Notes forming part of the Financial Statements for the year ended March 31, 2018
Note 3. Share Capital:

(a) The Authorised, Issued, Subscribed and fully paid up share capital comprises of equity shares having a par value of ₹10 as follows:

Authorised :	As at March 31,2018	As at March 31,2017
35,250,000 (P. Y. 35,250,000) Equity Shares of ₹10/- each with voting Rights	352,500,000	352,500,000
Issued, Subscribed and Paid Up:		
35,225,000 (P. Y. 35,225,000) Equity shares of ₹10/- each fully paid.	352,250,000	352,250,000

(b) Reconciliation of the shares outstanding at the beginning and at the end of the reporting period:

Particulars	As at March 31,2018		As at March 31,2017	
	No. of shares	Amount	No. of shares	Amount
At the beginning of the year	35,225,000	352,250,000	35,225,000	352,250,000
Add: Issued during the year	-	-	-	-
Less: Shares bought back	-	-	-	-
Outstanding at the end of the year	35,225,000	352,250,000	35,225,000	352,250,000

(c) **Terms/rights attached to equity shares:**

The Company has only one class of shares referred to as equity shares having a par value of ₹ 10/-each. Each holder of equity shares is entitled to one vote per share. The dividend proposed by the Board of Directors is subject to approval of the shareholders in the ensuing Annual General Meeting, except in case of Interim dividend. In the event of liquidation, the equity shareholders are eligible to receive the remaining assets of the Company after distribution of the preferential amounts in proportion to their shareholdings.

(d) **Details of shares held by holding company:**

Particulars	As at March 31,2018		As at March 31,2017	
	No. of shares	% holding	No. of shares	% holding
Equity shares of ₹10 each fully paid				
IIFL Wealth Management Limited & its nominees	35,225,000	100%	35,225,000	100%

(e) **Details of shareholders holding more than 5% shares in the Company:**

Particulars	As at March 31,2018		As at March 31,2017	
	No. of shares	% holding	No. of shares	% holding
IIFL Wealth Management Limited & its nominees	35,225,000	100%	35,225,000	100%

Note 4. Reserves and Surplus:
(Amount in ₹)

Particulars	As at March 31, 2018	As at March 31, 2017
Securities Premium Account		
Opening Balance	1,400,000	1,400,000
Premium on shares issued during the year	-	-
Deduction during the year	-	-
Closing Balance	1,400,000	1,400,000
Surplus in the Statement of Profit and Loss		
Opening Balance	(12,452,996)	(15,923,572)
Addition: Profit during the Year	102,674,572	3,470,576
Closing Balance	90,221,576	(12,452,996)
	91,621,576	(11,052,996)



IIFL INVESTMENT ADVISER AND TRUSTEE SERVICES LIMITED**Notes forming part of the Financial Statements for the year ended March 31, 2018****Note 5. Other Long-term liabilities:**

(Amount in ₹)

Particulars	As at March 31, 2018	As at March 31, 2017
Deposits received (Refer Note 29)	200,000	200,000
Total	200,000	200,000

Note 6. Long Term Provisions:

(Amount in ₹)

Particulars	As at March 31, 2018	As at March 31, 2017
Provision for employee benefits:		
- Provision for Gratuity (Refer Note 19)	5,128,097	1,836,228
Total	5,128,097	1,836,228

Note 7: Trade Payables:

(Amount in ₹)

Particulars	As at March 31, 2018	As at March 31, 2017
Total outstanding dues of micro enterprises and small enterprises - Refer note below	-	-
Total outstanding dues of creditors other than micro enterprises and small enterprises		
- Sundry creditors for Expenses	366,663	27,000
- Accrued Salaries and Benefits	463,550	217,504
- Provision for Expenses	2,876,844	1,968,426
Total	3,707,057	2,212,930

Details under the Micro, Small and Medium Enterprises Development Act, 2006:

Particulars	2017 - 18	2016 - 17
a) Principal amount and interest due thereon remaining unpaid to any supplier at the end year.	-	-
b) The amount of interest paid by the buyer in terms of section 16 of the Micro, Small and Medium Enterprises Development Act, 2006, along with the amount of the payment made to the supplier beyond the appointed day during each accounting year.	-	-



IIFL INVESTMENT ADVISER AND TRUSTEE SERVICES LIMITED**Notes forming part of the Financial Statements for the year ended March 31, 2018**

Particulars	2017 - 18	2016 - 17
c) The amount of interest due and payable for the period of delay in making payment (which have been paid but beyond the appointed day during the year) but without adding the interest specified under the Micro, Small and Medium Enterprises Development Act, 2006.	-	-
d) the amount of interest accrued and remaining unpaid at the end of each accounting year.	-	-
e) The amount of further interest remaining due and payable even in the succeeding years, until such date when the interest dues above are actually paid to the small enterprise, for the purpose of disallowance of a deductible expenditure under section 23 of the Micro, Small and Medium Enterprises Development Act, 2006.	-	-

The aforementioned is based on the response received by the Company to its inquiries with suppliers with regards to applicability under the said Act. This has been relied upon by the auditors.

Note: 8. Other current liabilities:

(Amount in ₹)

Particulars	As at March 31, 2018	As at March 31, 2017
Statutory Liabilities Payable	17,378,566	1,942,888
Payable to Group companies (Refer Note 29)	37,496,820	978,171
Others	149,255	-
Total	55,024,641	2,921,059

Note 9. Short Term Provisions:

(Amount in ₹)

Particulars	As at March 31, 2018	As at March 31, 2017
(a) Provision for employee benefits:		
- Provision for compensated absences	3,166,540	630,863
- Provision for Gratuity (Refer Note 19)	351,509	93,356
- Provision for Bonus	23,031,876	6,698,787
(b) Others:		
- Provision for Tax (Net of Advance Tax - ₹ 29,091,079/- , Previous Year- Nil)	8,263,414	-
Total	34,813,339	7,423,006



IIFL INVESTMENT ADVISER AND TRUSTEE SERVICES LIMITED
Notes forming part of the Financial Statements for the year ended March 31, 2018
Note 10. Deferred Tax Asset (Net):

In compliance with Accounting Standard 22 on 'Accounting for Taxes on Income' the Company has provided for ₹ 2,332,214/- (P.Y. ₹ 1,415,282/-) in the Statement of Profit and Loss towards deferred tax asset (net) during the year on account of timing differences.

(Amount in ₹)

Particulars	As at March 31,2018	As at March 31,2017
On Employee benefits	2,032,578	190,079
On Business loss	-	5,071,211
On charge for diminution in the value of investments	896,498	-
Total	2,929,076	5,261,290

Note 11. Long Term Loans & Advances:

(Amount in ₹)

Particulars	As at March 31,2018	As at March 31,2017
Unsecured, Considered good		
Deposit with exchange	25,000	-
Prepaid Expenses	33,185	-
Advance Income Tax (Net of provision for tax ₹ 1,174,290/-, Previous Year ₹ 3,146,354/-)	4,727,215	7,307,192
MAT credit	-	1,022,301
Total	4,785,400	8,329,493

Note 12. Current Investments (At lower of cost and fair value, unless otherwise stated):

(Amount in ₹)

Particulars	As at March 31,2018			As at March 31,2017		
	Face Value	Quantity	Amount	Face Value	Quantity	Amount
Quoted, Non Trade Investments						
IRB INVIT FUND		3,600,000	298,422,633	-	-	-
Less: Diminution			(3,078,633)			
Total	-	3,600,000	295,344,000	-	-	-
Aggregate Value of Quoted Investments			298,422,633			-
Market Value of Quoted Investments			295,344,000			-

Note 13. Trade Receivable:

(Amount in ₹)

Particulars	As at March 31,2018	As at March 31,2017
Trade Receivables outstanding for a period exceeding six months from the date they were due for payment		
- Considered good	1,889,300	4,181
- Considered doubtful	-	-
Provision for doubtful receivables	-	-
Trade Receivables outstanding for a period less than six months from the date they were due for payment		
- Considered good	82,512,927	12,263,312
- Considered doubtful	-	-
- Provision for doubtful receivables	-	-
Total	84,402,227	12,267,493

Note 14. Cash and Cash Equivalents:

(Amount in ₹)

Particulars	As at March 31,2018	As at March 31,2017
Cash and Cash equivalents (As per AS-3 Cash Flow Statement)		
Cash In Hand	29,970	-
Bank Balances		
- In Current accounts	5,190,507	9,793,285
- In Deposit accounts (Original Maturity less than 3 months)	-	320,000,000
Total	5,220,477	329,793,285



IIFL INVESTMENT ADVISER AND TRUSTEE SERVICES LIMITED

Notes forming part of the Financial Statements for the year ended March 31, 2018

Note 15. Short Term Loans and Advances:

(Amount in ₹)

Particulars	As at March 31,2018	As at March 31,2017
Unsecured, Considered good		
- Loans and Advances to employees	-	41,409
- Prepaid Expenses	61,730	18,028
- Goods and Services tax input credit	1,800	5,800
- Recoverable from Holding/ Group Companies (Refer Note 29)	-	36,168
- Inter Corporate Deposits (Refer Note 29)	150,000,000	-
Total	150,063,530	101,405

Note 16. Other Current Assets:

(Amount in ₹)

Particulars	As at March 31,2018	As at March 31,2017
Interest accrued on Fixed Deposit	-	37,261
Total	-	37,261

Note 17. Revenue from Operations:

(Amount in ₹)

Particulars	2017-2018	2016-2017
Advisory Fees (Refer Note 17.1)	306,626,434	53,248,933
Trustee Fees	15,586,117	5,593,899
Total	322,212,551	58,842,832

17.1 The above includes related party transactions (Refer Note 29)

Note 18. Other Income:

(Amount in ₹)

Particulars	2017-2018	2016-2017
Interest Income		-
- Interest on Current Investments	8,742,815	2,458,497
- Interest on ICD (Refer Note 29)	20,559,287	17,128,579
- Interest on Fixed Deposit	254,152	2,676,578
- Interest on Income Tax Refund	195,137	-
Profit on sale of current investments	27,415,396	3,817,962
Income/Profit from Trading Activities-Mutual fund - Current Investments	3,413,290	14,354,825
Total	60,580,077	40,436,441

Note 19. Employee Benefit Expenses:

(Amount in ₹)

Particulars	2017-2018	2016-2017
Salaries and Bonus	145,199,966	53,965,769
Contribution to Provident Fund	2,737,611	1,140,005
Gratuity Expense (Refer Note 19.1)	1,309,675	738,169
Compensated Absences	1,500,399	450,581
Staff Welfare Expenses	92,589	-
Total	150,840,240	56,294,524

19.1 The Company is recognising and accruing the employee benefit expense as per Accounting Standard (AS) - 15 on "Employee Benefits" the disclosures of which are as under:



IIFL INVESTMENT ADVISER AND TRUSTEE SERVICES LIMITED
Notes forming part of the Financial Statements for the year ended March 31, 2018

Assumptions	2017-2018	2016-2017
Discount rate	7.80%	7.26%
Salary Escalation	7.50%	5.00%
Attrition rate	For service 4 years and below 15% p.a. & thereafter 7.50% p.a	For service 4 years and below 7.50% p.a. & thereafter 5% p.a
Change in Benefit Obligation	2017-2018	2016-2017
Liability at the beginning of the year	1,929,584	1,141,858
Interest Cost	140,087	91,234
Current Service Cost	706,070	219,017
Past Service Cost - Vested Benefit Incurred During the Period	(431,852)	0
Liability transferred in	2,428,487	49,557
Liability transferred out	(188,140)	
Actuarial (gain)/ Loss on obligations	895,370	427,918
Liability at the end of the year	5,479,606	1,929,584
Amount Recognised in the Balance Sheet	2017-2018	2016-2017
Liability at the end of the year	5,479,606	1,929,584
Fair Value of Plan Assets at the end of the year	-	-
Differences	5,479,606	1,929,584
Amount of (liability)/ Asset Recognised in the Balance Sheet	5,479,606	1,929,584
Expenses Recognised in the Statement of Profit & Loss Account	2017-2018	2016-2017
Current Service cost	706,070	219,017
Interest Cost	140,087	91,234
Actuarial Gain or Loss	895,370	427,918
Past Service Cost - Vested Benefit Recognized During the Period	(431,852)	-
Expenses Recognised in the Statement of Profit & Loss Account	1,309,675	738,169
Balance Sheet Reconciliation	2017-2018	2016-2017
Opening Net liability	1,929,584	1,141,858
Expense as above	1,309,675	738,169
Net Transfer In	2,428,487	49,557
Net Transfer Out	(188,140)	-
Benefit Paid Directly by the Employer	-	-
Liability/(Asset) Recognised in Balance sheet	5,479,606	1,929,584

Experience Adjustment	2017-2018	2016-2017	2015-2016	2014-2015	2013-2014
Present Value of the Obligation	5,479,606	1,929,584	1,141,858	954,545	693,657
Fair Value of Plan Assets	-	-	-	-	-
Surplus) or Deficit)	5,479,606	1,929,584	1,141,858	954,545	693,657
Experience adjustment on Liability – (gain) / loss	468,775	313,220	219,042	86,361	124,033
Experience adjustment on Asset - gain / (loss)	-	-	-	-	-



IIFL INVESTMENT ADVISER AND TRUSTEE SERVICES LIMITED**Notes forming part of the Financial Statements for the year ended March 31, 2018**

Note: The estimate of future salary increases considered, takes into account the inflation, seniority, promotion, increments and other relevant factors.

Note 20. Other Expenses:

Particulars	(Amount in ₹)	
	2017-2018	2016-2017
Brokerage expenses	23,854,655	-
Investment and financing related cost	2,241,527	-
Marketing and commission expenses	409,583	46,085
Bank Charges	2,557	3,461
Communication Expenses	861,675	1,258,484
Donation	7,786,250	-
Electricity Expenses	1,130,050	929,152
Legal and Professional Charges	647,504	1,848,577
Miscellaneous Expenses	6,380	11,707
Office Expenses	2,477,163	149,204
Postage and Courier Expenses	43,995	215,376
Printing and Stationery	42,530	783,332
Manpower outsource expenses	9,394,224	6,724,618
Rent Expenses	12,978,566	5,281,166
Insurance charges	795,701	-
Rates and Taxes	363,956	112,961
Commission and sitting fee paid to non executive director	-	30,150
Remuneration to Auditors		
- Statutory Audit (net of service tax input credit)	150,000	150,000
- Swachh Bharat Cess	750	375
Software Charges/ Technology Cost	3,197,354	3,183,346
Travelling and Conveyance	12,290,923	8,497,807
Total	78,675,343	29,225,801

Note 21. Finance Charges:

Particulars	(Amount in ₹)	
	2017-2018	2016-2017
Interest Expenses		
- Inter corporate deposits (Refer Note 29)	6,952,585	7,195,342
- Delayed payment of taxes	4,531	1,260
Total	6,957,116	7,196,602



IIFL INVESTMENT ADVISER AND TRUSTEE SERVICES LIMITED**Notes forming part of the Financial Statements for the year ended March 31, 2018****Note 22. Provisions and Write off:**

(Amount in ₹)

Particulars	2017-2018	2016-2017
Charge for diminution in value of investments	3,078,633	-
Total	3,078,633	-

Note 23. Basic and Diluted Earnings Per Share:

Basic and Diluted Earnings Per Share ["EPS"] computed in accordance with Accounting Standard (AS) 20 'Earnings per share'.

Particulars		2017-2018	2016-2017
BASIC & DILUTED EPS			
Profit after tax as per Statement of Profit and Loss	A	102,674,572	3,470,576
Weighted Average Number of Shares	B	35,225,000	35,225,000
Face Value of Equity Shares (₹) fully paid		10	10
Basic & Diluted EPS (₹)	A/B	2.91	0.10

Note 24. The Company Operates from and uses the premises, infrastructure and other facilities and services as provided to it by its holding company / fellow subsidiaries / group companies which are termed as 'Shared Services'. Hitherto, such shared services consisting of administrative and other revenue expenses paid for/by the Company were identified and recovered from/by the Company based on reasonable management estimates, which are constantly refined in the light of additional knowledge gained relevant to such estimation. These expenses are recovered on an actual basis and the estimates are used only where actual expenses were difficult to determine.

Note 25. Capital and Other Commitments:

The Company does not have any outstanding commitments of capital expenditure, as on the balance sheet date.

Note 26. Contingent Liabilities at Balance Sheet date:

The Company does not have any contingent liability not provided for, as on the balance sheet date.

Note 27. There are no pending litigations by and on the Company as on the balance sheet date.

Note 28. Segment Reporting:

In the opinion of the management, there is only one reportable business segment of Fund Management/Advisory as envisaged by AS 17 'Segment Reporting' as prescribed under section 133 of the Act. Accordingly, no separate disclosure for segment reporting is required to be made in the financial statements of the Company. Secondary segmentation based on geography has not been presented as the Company operates primarily in India and the Company perceives that there is no significant difference in its risk and returns in operating from different geographic areas within India.



IIFL INVESTMENT ADVISER AND TRUSTEE SERVICES LIMITED
Notes forming part of the Financial Statements for the year ended March 31, 2018
Note 29. Related Party Disclosures:

Related party disclosures for the year ended March 31, 2018.

a) List of Related parties:

Nature of relationship	Name of party
Ultimate Holding Company	IIFL Holdings Limited
Holding Company	IIFL Wealth Management Limited
Fellow Subsidiaries	IIFL Distribution Services Limited IIFL Alternate Asset Advisors Limited IIFL Asset Management Limited IIFL Trustee Limited IIFL Wealth Finance Limited IIFL (Asia) Pte Limited IIFL Inc. IIFL Private Wealth Management (Dubai) Limited IIFL Asset Management (Mauritius) Limited IIFL Private Wealth (Suisse) SA IIFL Private Wealth Hong Kong Limited IIFL Capital (Canada) Ltd. IIFL Securities Pte Limited IIFL Capital Pte Limited
Group Companies	IIFL Securities Limited (Formerly known as India Infoline Limited) India Infoline Commodities Limited India Infoline Finance Limited India Infoline Media and Research Services Limited India Infoline Housing Finance Limited IIFL Management Services Limited India Infoline Insurance Brokers Limited Clara Developers Private Limited IIFL Facilities Services Limited Samasta Microfinance Ltd IIFL Wealth (UK) Limited IIFL Capital Inc. Ayusha Dairy Pvt. Limited IIFL Asset Reconstruction Limited
Key Managerial Personnel	Mr. Girish Venkataraman
Other related Parties	Mr. Karan Bhagat Mr. Yatin Shah Mr. Amit Shah Mrs. Rajni Girish Mrs. Shilpa Bhagat Mrs. Ami Shah Mrs. Dhara Shah Probability Sports LLP Naykia Realty Private Limited Kyrush Investments Yatin Investment India Alternatives Investment Advisors Private Limited (Fellow subsidiary upto 31st March 2017)

b) Significant Transactions with Related Parties

(Amount in ₹)

Nature of Transaction	Ultimate Holding Company	Holding Company	Fellow Subsidiaries	Group Companies	Key Managerial Person	Total
Interest Income on ICD						-
IIFL Wealth Management Limited		20,559,287	-	-	-	20,559,287
		(8,824,937)				(8,824,937)
IIFL Alternate Asset Advisors Limited	-	-	-	-	-	-
	-	-	(7,884,812)	-	-	(7,884,812)



IIFL INVESTMENT ADVISER AND TRUSTEE SERVICES LIMITED
Notes forming part of the Financial Statements for the year ended March 31, 2018

Nature of Transaction	Ultimate Holding Company	Holding Company	Fellow Subsidiaries	Group Companies	Key Managerial Person	Total
IIFL Asset Management Limited	-	-	-	-	-	-
	-	-	(8,967)	-	-	(8,967)
IIFL Wealth Finance Limited	-	-	-	-	-	-
	-	-	(409,863)	-	-	(409,863)
Advisory Fee Income						
IIFL Wealth Management Limited		24,000,000	-	-	-	24,000,000
		(24,000,000)	-	-	-	(24,000,000)
Remuneration to Key Managerial Person						
Girish Venkataraman	-	-	-	-	13,741,270	13,741,270
	-	-	-	-	(16,127,159)	(16,127,159)
Referral Expense						
IIFL Alternate Asset Advisors Limited	-	-	23,604,655	-	-	23,604,655
	-	-	-	-	-	-
Manpower Outsource Expense						
IIFL Distribution Services Limited	-	-	9,384,011	-	-	9,384,011
	-	-	(6,723,868)	-	-	(6,723,868)
Brokerage Expense						
IIFL Wealth Management Limited		97,550	-	-	-	97,550
		-	-	-	-	-
Interest Expense on ICD						
IIFL Wealth Management Limited	-	6,433,861	-	-	-	6,433,861
	-	-	-	-	-	-
IIFL Distribution Services Limited	-	-	6,506	-	-	6,506
	-	-	-	-	-	-
IIFL Wealth Finance Limited	-	-	512,218	-	-	512,218
	-	-	(7,195,342)	-	-	(7,195,342)
Other Funds Received						
IIFL Wealth Management Limited	-	3,543,900	-	-	-	3,543,900
	-	(16,604)	-	-	-	(16,604)
IIFL Asset Management Limited	-	-	-	-	-	-
	-	-	(10,720)	-	-	(10,720)
IIFL Distribution Services Limited	-	-	242,636	-	-	242,636
	-	-	-	-	-	-
IIFL Facilities Services Limited	-	-	-	-	-	-
	-	-	-	(73,137)	-	(73,137)
Other Funds Paid						
IIFL Wealth Management Limited	-	6,720,906	-	-	-	6,720,906
	-	(2,422,429)	-	-	-	(2,422,429)
IIFL Trustee Limited	-	-	-	-	-	-
	-	-	(34,800)	-	-	(34,800)
India Alternatives Investment Advisors Limited	-	-	(212,071)	-	-	(212,071)
IIFL Alternate Asset Advisors Limited	-	-	312,329	-	-	312,329
	-	-	-	-	-	-
IIFL Asset Management Limited	-	-	9,566	-	-	9,566
	-	-	-	-	-	-
ICD Taken						
IIFL Wealth Management Limited	-	6,567,000,000	-	-	-	6,567,000,000
	-	-	-	-	-	-
IIFL Distribution Services Limited	-	-	4,999,439	-	-	4,999,439
	-	-	-	-	-	-
IIFL Wealth Finance Limited	-	-	363,000,000	-	-	363,000,000
	-	-	(2,901,200,000)	-	-	(2,901,200,000)
ICD Repaid						
IIFL Wealth Management Limited	-	6,567,000,000	-	-	-	6,567,000,000
	-	-	-	-	-	-
IIFL Distribution Services Limited	-	-	4,999,439	-	-	4,999,439
	-	-	-	-	-	-
IIFL Wealth Finance Limited	-	-	363,000,000	-	-	363,000,000
	-	-	(2,901,000,000)	-	-	(2,901,000,000)



IIFL INVESTMENT ADVISER AND TRUSTEE SERVICES LIMITED
Notes forming part of the Financial Statements for the year ended March 31, 2018

Nature of Transaction	Ultimate Holding Company	Holding Company	Fellow Subsidiaries	Group Companies	Key Managerial Person	Total
ICD Given						-
IIFL Alternate Asset Advisors Limited	-	-	-	-	-	-
	-	-	(340,000,000)	-	-	(340,000,000)
IIFL Asset Management Limited	-	-	-	-	-	-
	-	-	(12,450,000)	-	-	(12,450,000)
IIFL Wealth Finance Limited	-	-	-	-	-	-
	-	-	(340,000,000)	-	-	(340,000,000)
IIFL Wealth Management Limited	-	2,721,000,000	-	-	-	2,721,000,000
	-	(332,000,000)	-	-	-	(332,000,000)
ICD Received Back						-
IIFL Alternate Asset Advisors Limited	-	-	-	-	-	-
	-	-	(533,281,000)	-	-	(533,281,000)
IIFL Asset Management Limited	-	-	-	-	-	-
	-	-	(12,450,000)	-	-	(12,450,000)
IIFL Wealth Finance Limited	-	-	-	-	-	-
	-	-	(340,000,000)	-	-	(340,000,000)
IIFL Wealth Management Limited	-	2,571,000,000	-	-	-	2,571,000,000
	-	(332,000,000)	-	-	-	(332,000,000)
Allocation / Reimbursement Of Expenses paid						-
IIFL Wealth Management Limited	-	21,279,123	-	-	-	21,279,123
	-	(11,536,758)	-	-	-	(11,536,758)

(c) Amount due to / from related parties (Closing Balance):
(Amount in ₹)

Nature of Transaction	Ultimate Holding Company	Holding Company	Fellow Subsidiaries	Group Companies	Key Managerial Person	Total
Sundry Receivables						
IIFL Wealth Management Limited	-	-	-	-	-	-
	-	(1,300,560)	-	-	-	(1,300,560)
IIFL Facilities Services Limited	-	-	-	-	-	-
	-	-	-	(36,168)	-	(36,168)
Sundry Payables						
IIFL Wealth Management Limited	-	11,093,141	-	-	-	11,093,141
	-	-	-	-	-	-
IIFL Distribution Services Limited	-	-	910,652	-	-	910,652
	-	-	(978,171)	-	-	(978,171)
IIFL Alternate Asset Advisors Limited	-	-	25,493,027	-	-	25,493,027
	-	-	-	-	-	-
IIFL Wealth Finance Limited	-	-	200,000	-	-	200,000
	-	-	(200,000)	-	-	(200,000)
ICD Given						
IIFL Wealth Management Limited	-	150,000,000	-	-	-	150,000,000
	-	-	-	-	-	-

Note:

I) Figures in bracket represents previous year figures.

II) Related parties are identified and certified by the management, which has been relied upon by the auditors.



IIFL INVESTMENT ADVISER AND TRUSTEE SERVICES LIMITED

Notes forming part of the Financial Statements for the year ended March 31, 2018

Note 30. Earnings and Expenses in Foreign Currency:

Particulars	(Amount in ₹)	
	2017-2018	2016-2017
Earnings in Foreign Currency		
Advisory fees	-	1,665,073
Sub Total	-	1,665,073
Expenses in Foreign Currency		
Marketing and commission Expense	-	24,557
Travelling Expense	49,597	-
Sub Total	49,597	24,557

Note 31. Details of Inter Corporate Deposits:


a) During the year, the Company has placed Inter Corporate Deposits the details of which are mentioned in Note 29. The period of ICDs is generally up to 1 year renewable thereafter, placed on arm's length basis at prevailing market interest rates ranging from 9.25% to 9.50% p.a. for the purpose of meeting working capital and business requirements of the borrowers.

b) The Outstanding balance of Inter Corporate Deposits as on March 31, 2018, with related parties is detailed under the table of related party transactions appearing under Note 29.

Note 32. Previous year figures have been regrouped, re-classified and rearranged, wherever considered necessary to confirm to current year's presentation.

For and on behalf of Board of Directors

Sandeep Mohan Jethwani
Director
(DIN: 07984864)



R. Mohan
Director
(DIN: 00012070)



Kavita Khatri
Company Secretary

Place : Mumbai
Dated : May 02, 2018